

GENUINE SERVICE

Major Service - To suit Toyota 8FG/D15 - 30 forklifts

- 40 point safety inspection
- Inspect cooling system and replace engine coolant
- Inspect wheel bearings and re grease
- Inspect, clean and adjust brakes including hub seal, axle seals and fluid replacement
- Replacement of engine, transmission, final drive and hydraulic oil
- Replacement of engine, transmission and hydraulic filters
- Replacement of spark plugs, fuel and air filter (where applicable)
- Wash machine and conduct minor paint repairs and touch up
- FREE transport to and from Toyota's workshop facility (50km limit each way)

\$1,965 INC GST

Includes labour, parts and transport to and from TMHA metropolitan location.



FREE BLUE SAFETY LIGHT WITH EACH MAJOR SERVICE



LIGHT VALUED AT \$350
INCLUDES PARTS & LABOUR

1800 425 438
www.toyotamaterialhandling.com.au



*Offer valid on major services completed from 1 October 2017 until 31 March 2018 and subject to Toyota Material Handling Australia (TMHA) terms and conditions. Offer is specific to Toyota 7 and 8 series 8FG & D 1.5 - 3.0 tonne forklifts only. Standard service only and additional charges may apply. Offer excludes flameproof forklift models - contact TMHA for further information. TMHA reserves the right to withdraw this offer without notice. Excludes Fleet and Major Accounts customers. Free Blue Safety Light offer not redeemable for cash. TMHA reserves the right to change, without notice, at any time prices, materials and specifications. TMHA, to the extent permissible at law, is not liable to any person for loss or damage arising from reliance upon information contained in this catalogue. Distributed nationally by Toyota Material Handling Australia Pty Limited ABN 38 104 644 635, 8 Secombe Place Moorebank NSW 2170.

GENUINE PARTS

Vinyl Full Operator Restraint Seat Kit

Features:

Seat switch, retractable seat belt, suspension, weight adjuster, ergonomic design and factory 12 month genuine parts warranty

\$495 EACH (SUPPLY ONLY)

PRICE INCLUDES GST
Part No. 53710-88303-71

Your local TMHA branch can fit the seat for the additional cost of -
\$165 (INC GST)



1800 425 438
www.toyotamaterialhandling.com.au



*Offer only available to metro area customers or customers within 50km of a TMHA Branch. Toyota Material Handling Australia (TMHA) has used its best endeavours to ensure brochure information is correct when published. All images are used for illustration purposes only. Prices include GST. Prices effective from 1 October 2017 until 31 March 2018. TMHA reserves the right to change, without notice, at any time prices, materials and specifications. TMHA, to the extent permissible at law, is not liable to any person for loss or damage arising from reliance upon information contained in this catalogue. Distributed nationally by Toyota Material Handling Australia Pty Limited ABN 38 104 644 635, 8 Secombe Place Moorebank NSW 2170.




MATERIAL HANDLING

BLUE GUARDIAN

PRODUCT PROTECTOR

All Prices include GST



CONTENTS

- a) Blue Guardian
- b) Leash
- c) Back plate (1)
- d) Bumper (1)
- e) Bolts (3)
- f) Split washers (3)
- g) Washers (3)

Features and benefits

Product protection


- Reduces product damage by redirecting a forklift's impact to the center bearer of the pallet
- Avoids direct contact with product through low-profile bumper design
- Less debris and forklift tire damage as a result of fewer wood splinters
- Simple quick installation requiring no permanent modification to forklift

Innovative, universal design

- Compatible with any counter-balance forklift
- Effective with all pallets

Features

- **Rubber bumper** - reduces product damage caused by forklift by redirecting impact from the product to the pallet bearer
- **Beam shape** - improves visibility and protection to forklift mast
- **Structural ribbed design** - provides superior impact and bending strength



\$125 EACH
(SUPPLY ONLY)

PRICE INCLUDES GST

Part No. 950-BLU/GRD

Your local TMHA branch
can fit the Blue Guardian
for the additional cost of -

\$105 (INC GST)

EXCLUSIVE TO




1800 425 438

www.toyotamaterialhandling.com.au




*Offer only available to metro area customers or customers within 50km of a TMHA Branch. Toyota Material Handling Australia (TMHA) has used its best endeavours to ensure brochure information is correct when published. All images are used for illustration purposes only. Prices include GST. Prices effective from 1 October 2017 until 31 March 2018. TMHA reserves the right to change, without notice, at any time prices, materials and specifications. TMHA, to the extent permissible at law, is not liable to any person for loss or damage arising from reliance upon information contained in this catalogue. Distributed nationally by Toyota Material Handling Australia Pty Limited ABN 38 104 644 635, 8 Secombe Place Moorebank NSW 2170.


Blue Guardian Product Protector - Installation guide



1. Clean channel and center notch of the forklift carriage. Make sure it is clear of wood splinters and other debris.




5. Pull free end of the leash down through the hole at the top of the Blue Guardian (C) to bottom of the Blue Guardian and insert between the bumper and the frame.



2. Locate the Blue Guardian on the lift carriage by placing the tab on the back of the Blue Guardian (A) into the center notch of the forklift carriage (B). The Blue Guardian should hang flush against the forklift carriage face.




6. Line the bumper up with the front of the Blue Guardian and insert the bolts into the front of the bumper with the washer at the head of the bolt and the split washer between the Blue Guardian and the back plate.




3. Lower tines to the ground and slide a standard sized pen (12 mm) under the Blue Guardian frame. If the pen does not pass under the Blue Guardian, there is not adequate floor clearance and the Blue Guardian should be removed.



7. Holding the back plate in place, tighten all 3 bolts from the front side of the Blue Guardian.



4. Raise the tines to a working height and slip leash around the carriage and through the loop. If there is enough length wind the leash around the carriage one more time. Then thread this through bottom of backrest.



8. The Blue Guardian is installed.

